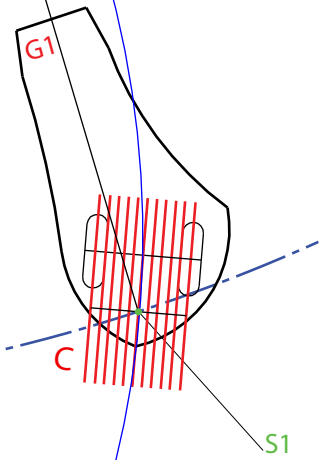
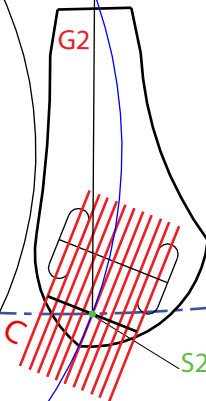
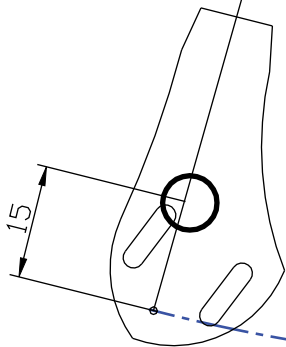


Superimpose the headshell over the outline shown (G1) on the protractor. The stylus should now be positioned inside the headshell so that it rests on point S1. The side/body of your cartridge should be parallel with the red lines "C". Confirm alignment by moving to the second outline (G2) and the stylus position will now be on S2 . If aligned correctly the cartridge should be parallel inside both sets of red grid lines.



Superimpose the headshell over the outline shown (G1) on the protractor. The stylus should now be positioned inside the headshell so that it rests on point S1. The side/body of your cartridge should be parallel with the red lines "C". Confirm alignment by moving to the second outline (G2) and the stylus position will now be on S2 . If aligned correctly the cartridge should be parallel inside both sets of red grid lines.